



**OFFICE ANYWHERE.**

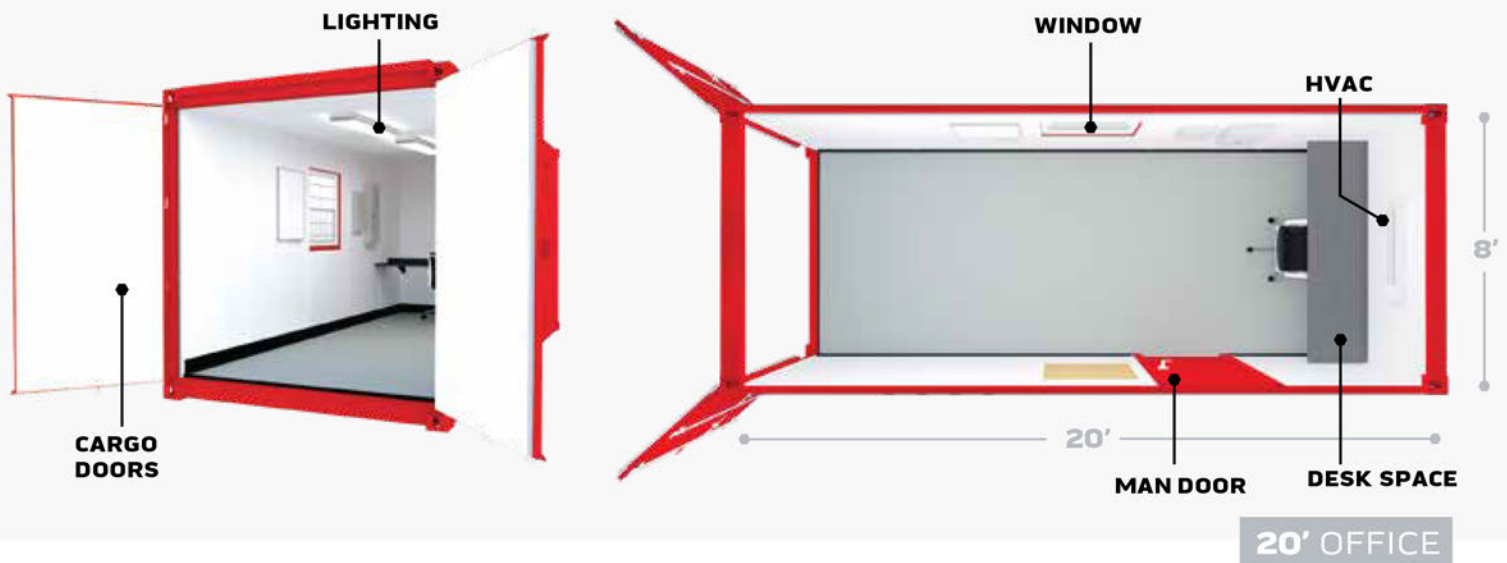


**20' AND 40'  
MOBILE OFFICES**

## OFFICE ANYWHERE - WITHOUT COMPROMISE

Our portable offices are assembled and finished right in our own production facility, here in the U.S.A., to withstand virtually any setting. Unlike other mobile offices on the market, ours are built to sit at ground level, making them both safer and more attractive. Our portable offices are configured to maximize productivity and provide all of the amenities of a modern brick-and-mortar office to help you take care of business in comfort.

### FEATURES



### EASY ACCESS 20' AND 40' MOBILE OFFICES

Both 20' and 40' mobile offices are equipped with wide, swinging cargo doors and ground level access. They are usually delivered with tilt-bed trailers, and can be placed on almost any level surface.



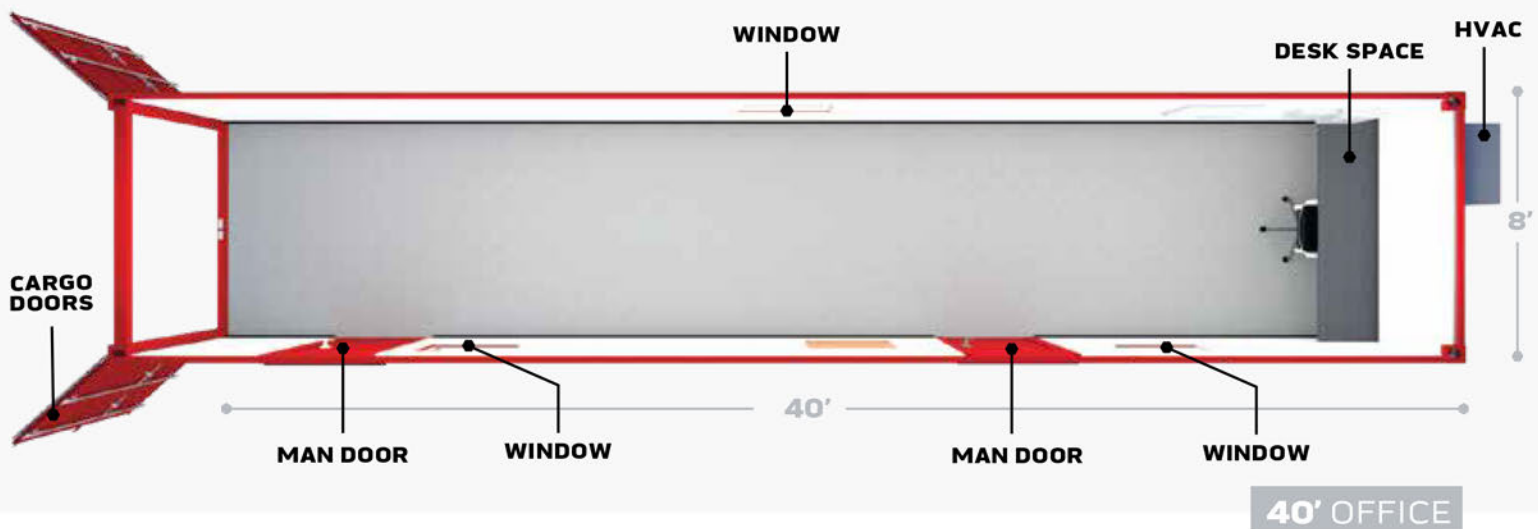
### DELIVERY CLEARANCE

A 20-foot mobile office needs approximately 50 to 100 feet of straight clearance, depending on the type of delivery equipment available in your area. A 40-foot mobile office would need approximately 100 feet of straight clearance and an approximate width of 12 feet.

## THE SPACE YOU NEED—WHEN YOU NEED IT

With the option to purchase or lease, we can bring the convenience of portable, onsite mobile offices to you. With 20' or 40', we have the mobile offices that meet your needs, in standard ISO specifications.

### FEATURES



### FEATURES

All the convenience of an office, even in your most remote locations. Mobile offices are available in 20' or 40' lengths, and have security windows, HVAC with temperature control, and safety features, like smoke detectors and fire extinguishers. Ready-to-go desks have electrical and ethernet connections. No ramps or stairs required, since these units are ground-level access. Exteriors are treated steel to resist rust, and are water-resistant and pest proof.





## ADDITIONAL SITEBOX PRODUCTS



### STORAGE

Let us make your operation more productive and better organized. Whether you're looking to purchase or lease, our unmatched logistics and resources mean we can provide unmatched quality and service.



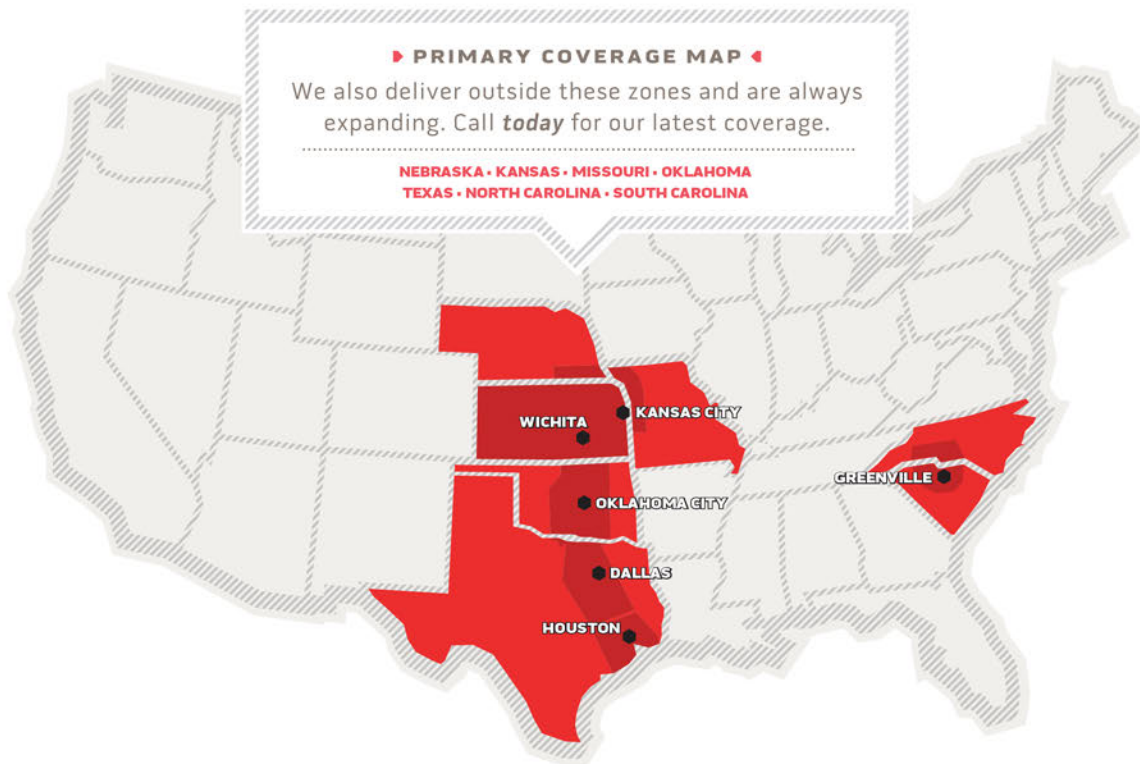
### COMBO UNITS

All the convenience of a climate-controlled mobile office, combined with ample storage space. Each 20' or 40' foot units, includes both internal and external access to storage.



### CUSTOMIZED

Have unique needs? Consider buying a modified unit to suit your project. Add restrooms, data center modifications, changing rooms, and more. You can even combine units to make a larger, multi-section space.



## CONTACT INFORMATION

KANSAS CITY / NORTHEAST KS  
913.343.2155

WESTERN KANSAS/WICHITA  
316.285.7500

NORTH HOUSTON  
832.707.5889

SOUTHEAST KANSAS/WICHITA  
316.243.7887

OKLAHOMA CITY  
405.465.7994

SOUTH HOUSTON  
281.961.6215

NORTH DALLAS / FORT WORTH  
972.922.7698

SOUTH DALLAS / FORT WORTH  
469.401.2748

GREENVILLE  
864.295.7103



A DIVISION OF

